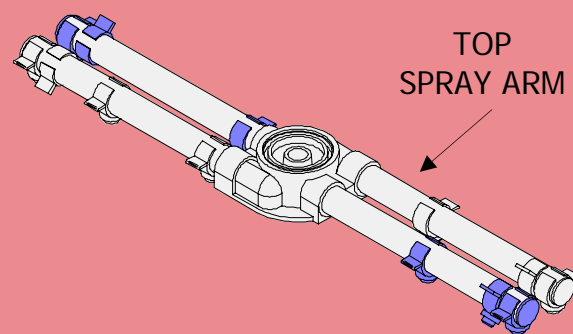


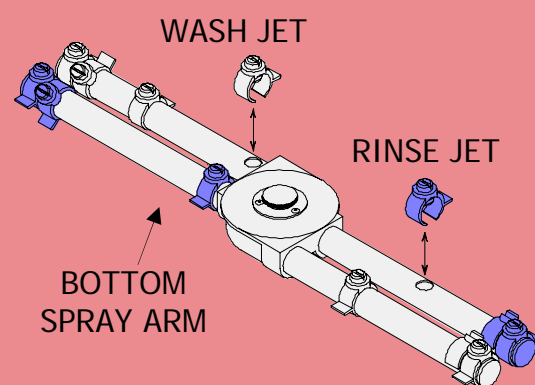
# TD50 Dishwasher – Care Card

## Daily Preparation

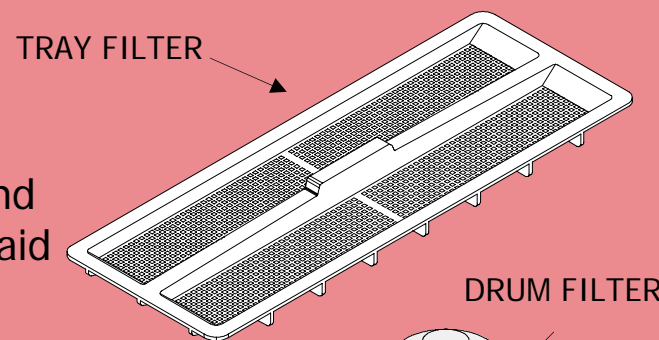
Remove the TOP and BOTTOM SPRAY ARMS. Hold each arm, in turn, under running water and flush through from the central hub. Check that water runs from all spray nozzles. If not, unclip and clear as necessary.



Ensure that WASH NOZZLES (White) and RINSE NOZZLES (Blue) are attached to their appropriate arms.

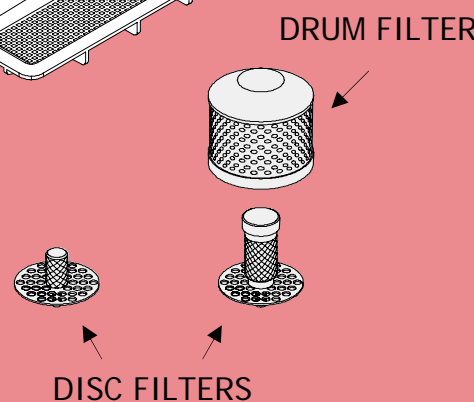


Remove and clean the TRAY and DRUM FILTERS, and check that the two DISC FILTERS are clear.



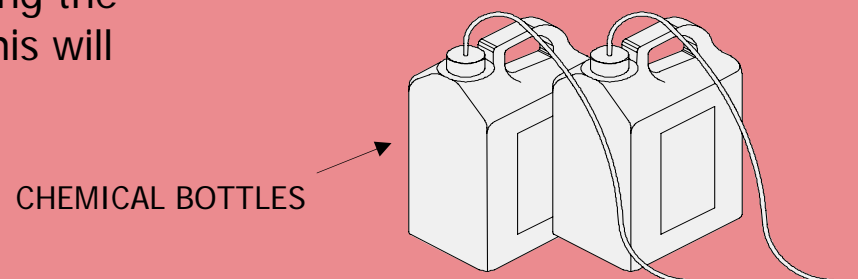
Check that the volumes in the CHEMICAL BOTTLES are sufficient. Check that the clear hose is feeding from the detergent bottle, and that the blue hose is feeding from the rinse aid bottle.

Replace all the above fittings. Ensure that the spray-bars rotate freely, and that filters are properly located.



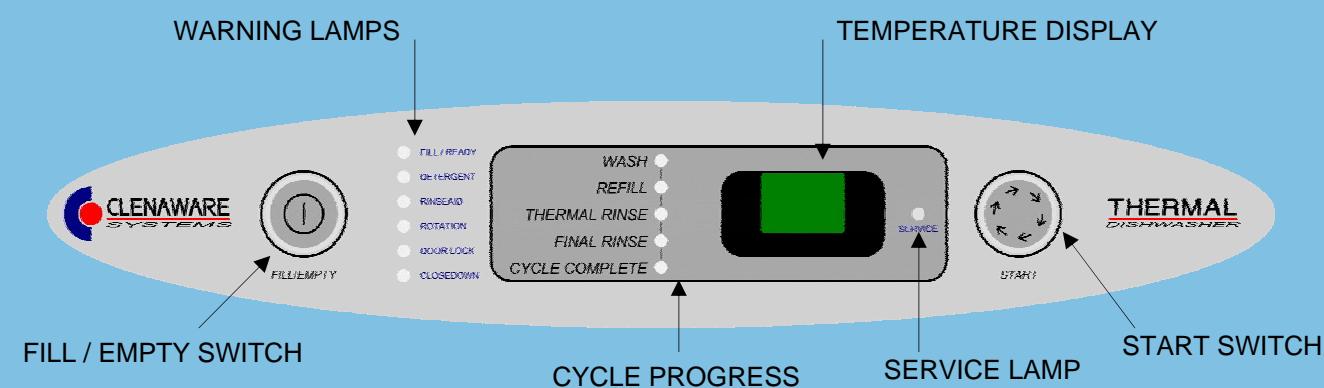
Switch on the electrical and water supplies.

Switch the machine on by pressing the **FILL / EMPTY** Switch once. This will illuminate blue.



## Washing

- When the Fill / Ready Lamp shows green, the machine is ready to perform wash cycles.
- Press the START Switch to start a cycle.
- If Detergent / Rinse Aid Lamp Shows Orange (normally green), replace chemicals. If Rotation Lamp shows Red (normally green), check spray-bar rotation. The Door is locked when Door Lock Lamp is Orange (normally green). If Service Lamp shows Red, then call engineer.



## At The End Of A Working Session

- With the door shut, select the Closedown cycle, by pressing the FILL / EMPTY Switch once (the Closedown Lamp will flash) and press the START Switch. Allow the machine to carry out its brief closedown sequence. At the end of cycle, the FILL / EMPTY Switch will light red. DO NOT Switch off at the wall until end of cycle.
- Isolate the electrical and water supplies.
- Ideally, the machine door should be left ajar on completion of the closedown.

## If You Require Help

- Owners Manual** Refer to CD ROM for more detailed information and advice
- Service And Technical** Tel: 01933 666244
- Sales** Tel: 01933 666244
- Website & Email:** [www.clenaware.co.uk](http://www.clenaware.co.uk) / [info@clenaware.co.uk](mailto:info@clenaware.co.uk)